



DanceSport New Zealand
Sports Officer: Keryn Russ
 13 Ashcroft Place
 Richmond, Nelson 7020
 P: +64 3 544 2166
 M: +64 27 662 9484
 E: sports@dancesport.org.nz

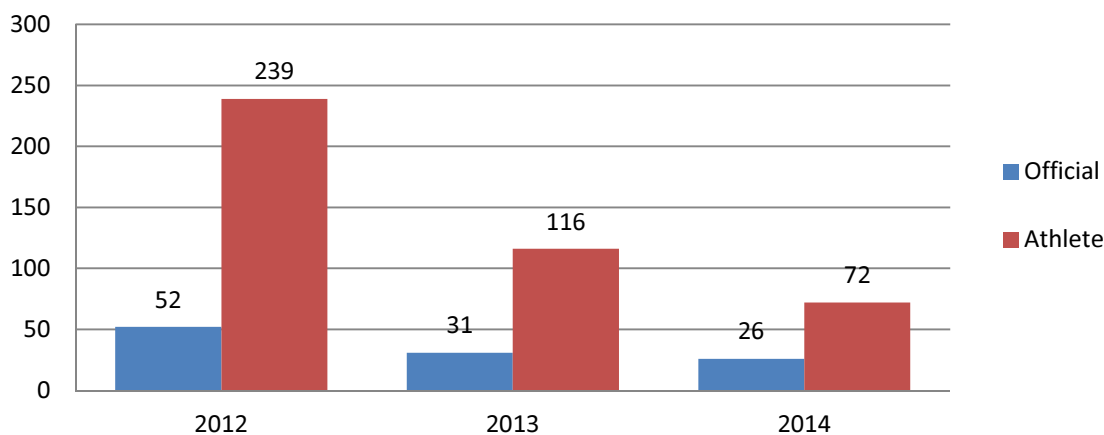
Sports Officer's Report

- as at 16 / 01 / 2015

The last year has seen a trend of declining numbers of licenses continue.

	2014					2013		
	Adjudicator	Scrutineer	Professional Athlete	Adult	Junior / Juvenile	Official's	Adult	Junior / Juvenile
Auckland	6	2	2	17	4	12	32	4
Wanganui	0	0	0	0	0	0	0	0
Wellington	6	0	0	24	0	10	36	0
Nelson	0	2	0	0	0	2	0	2
Canterbury	1	0	0	3	1	0	12	4
Otago Southland	7	0	0	9	14	7	7	19
	20	4	2	53	19	31	87	29
	26			72		31	116	
	Total Licences					Total Licences		
	98					147		

Number of Licenses



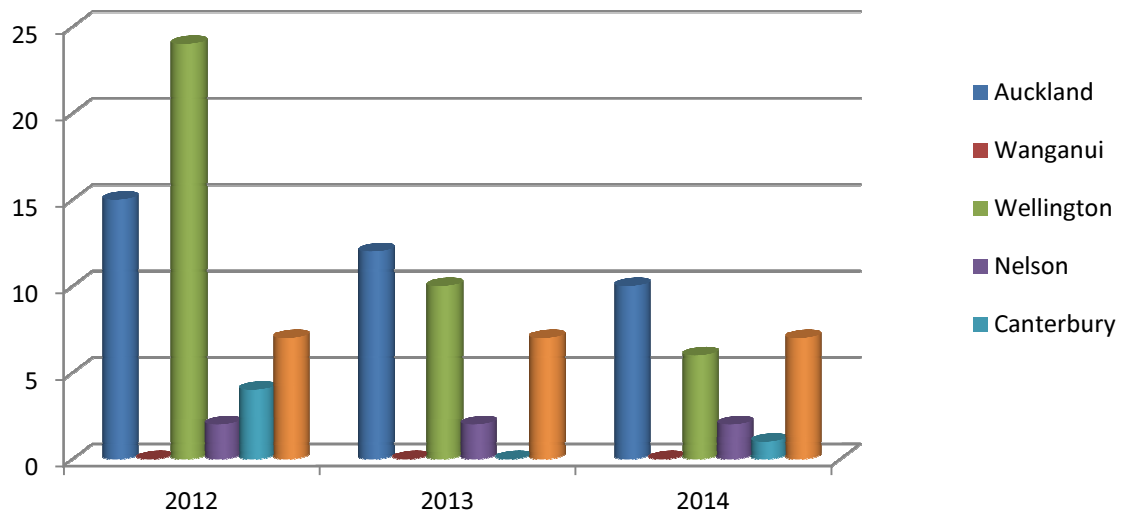
With the graph analysis, it shows a dramatic decline in issued licenses since 2012 which is a very alarming statistic.

The decline has been seen in each region.

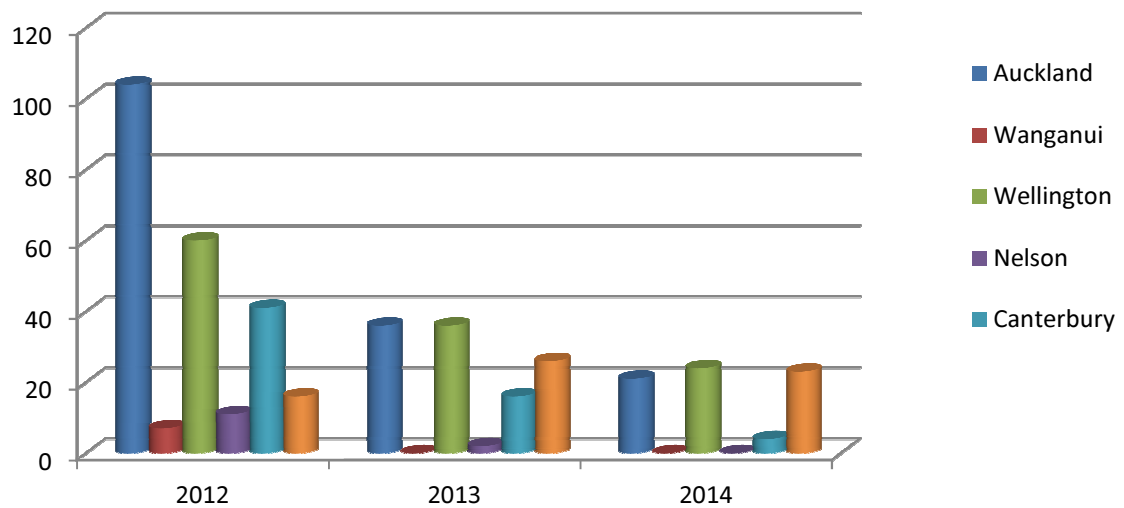


The following two graphs show the number of licenses issued and from what region they were from, for three years.

Number of Official Licences



Number of Athletes Licenses



These data analysis seems to highlight the fact that we are losing members at an alarming rate.

We need do something to stop this trend in the current year, and I am certain that we can, if we all work together.

We have received payments for 13 licenses already this year, with another three being carried over. This seems like a fairly good number of responses, at this time of year.

I have continued to standardise and improve the layout of the forms and licenses.
 I am happy to stand for another term and look forward to seeing what the rest the year brings.
 I would be delighted to answer any questions that arise from this report.

Keryn Russ
 Sports Officer
 DanceSport New Zealand

