



DanceSport New Zealand
 Sports Officer: Keryn Russ
 13 Ashcroft Place
 Richmond, Nelson 7020
 P: +64 3 544 2166
 M: +64 27 662 9484
 E: sports@dancesport.org.nz

Sports Officer's Report

- as at 04 / 02 / 2017

I am very pleased to report that last year has seen the number of licenses pickup. And **no region** has seen a decrease in Official's or Athlete licenses.

That is surely a cause for celebration – well done everyone.

	2016					2015			
	Adjudicator	Scrutineer	Professional Athlete	Adult	Junior / Juvenile	Official	Adult	Junior / Juvenile	
Auckland	3	2	0	22+13	2	5	32	0	
Wanganui	0	0	0	2	6	0	0	0	
Wellington	5	0	0	27	0	5	16	0	
Nelson	0	2	0	2	0	2	2	0	
Canterbury	5	0	0	11	8	0	6	9	
Otago Southland						4	2	2	
	13	4	0	77	16	16	58	11	
	17			93		16	69		
	Total Licences			110		Total Licences			85

This includes the 13 carryover licenses that were purchased after the Delegates Meeting in September 2015 which lowered the fees and allowed carryover licenses for that year.

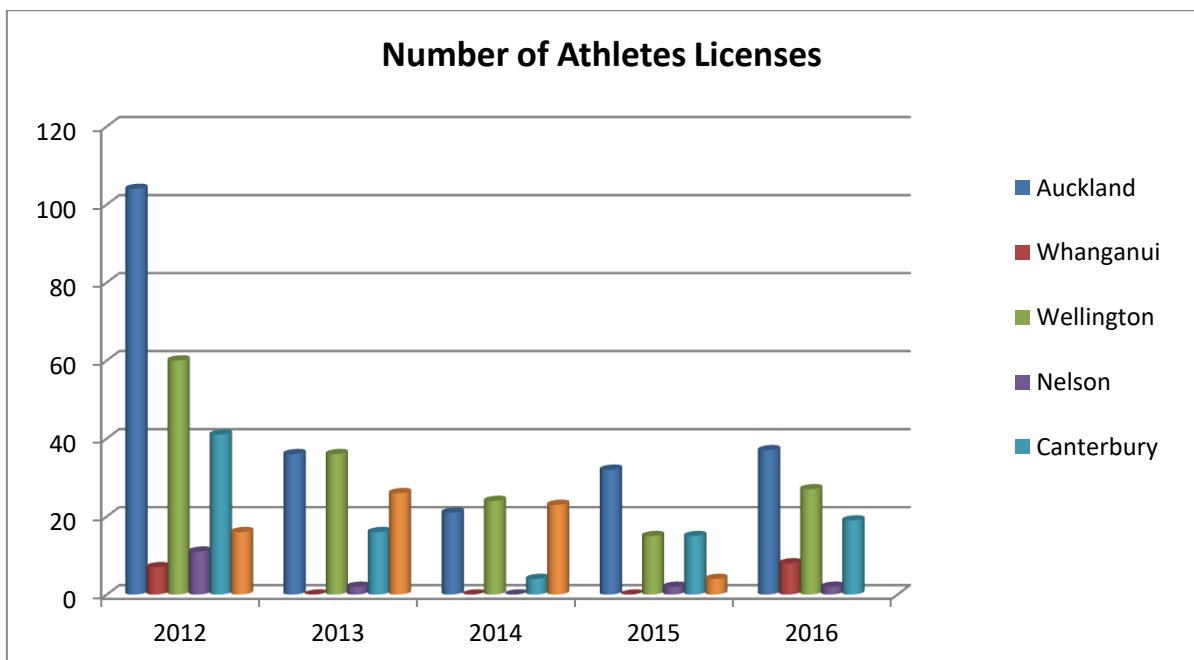
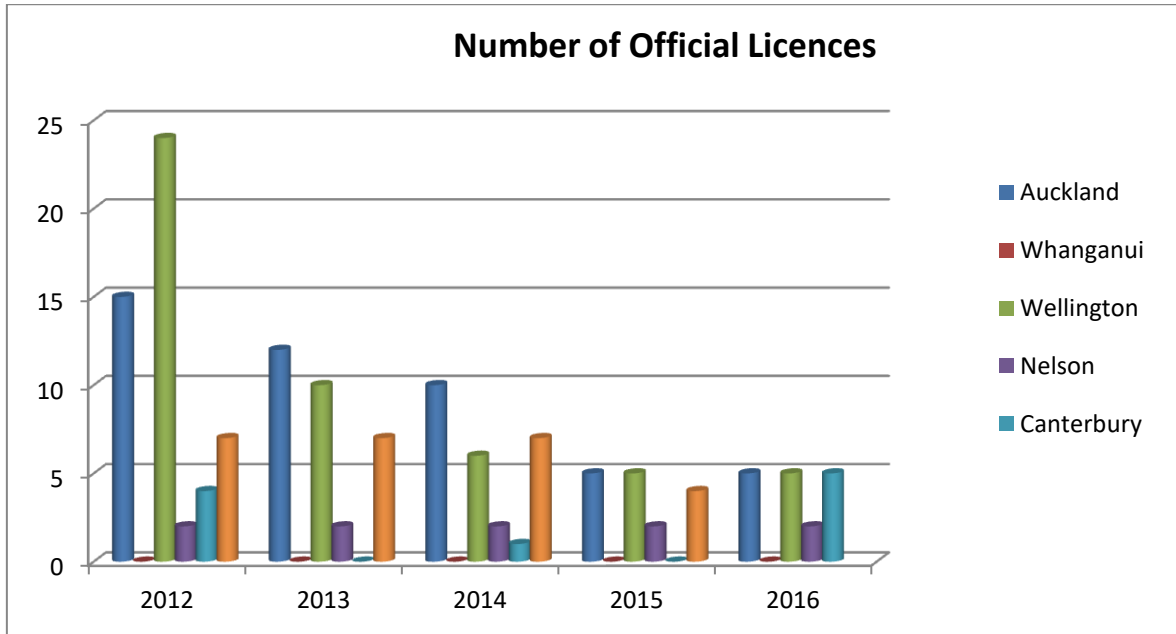
On a sadder note, this is also the last time Otago Southland will appear on this report as they wound up in 2015.





DanceSport New Zealand
 Sports Officer: Keryn Russ
 13 Ashcroft Place
 Richmond, Nelson 7020
 P: +64 3 544 2166
 M: +64 27 662 9484
 E: sports@dancesport.org.nz

The following two graphs show the number of licenses issued by region, for the past five years.



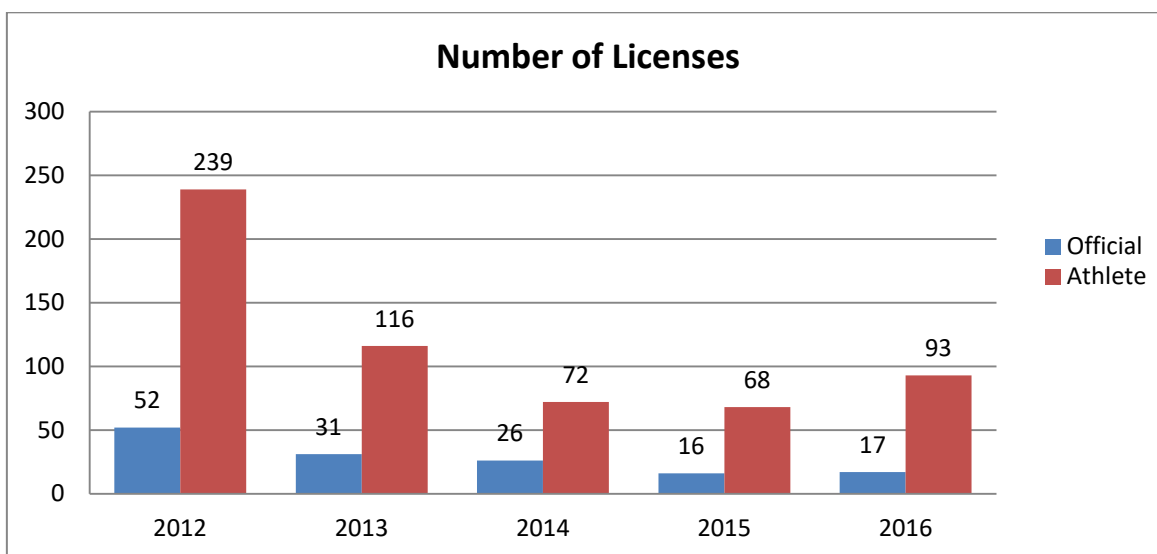
This data analysis highlights the fact that our membership has fluctuated for the past four years with some improving but most declining. This improved in 2016 to all regions holding the same level or improving (with licenses from Otago Southland added into the Canterbury totals).





DanceSport New Zealand
Sports Officer: Keryn Russ
13 Ashcroft Place
Richmond, Nelson 7020
P: +64 3 544 2166
M: +64 27 662 9484
E: sports@dancesport.org.nz

The graph below is a summary of the data shown above. It shows a dramatic decline (almost 50%) in issued licenses in 2013. This was followed up with a large decline (33.3%) This appeared to have almost stabilized in 2015, with only a slight decline (14%). We can now start to see it increasing (31%) again.



This is a very pleasing sign and I hope that it continues to increase.

We currently have:

- 1 Athlete Licence
- 1 Adjudicator who has re-licensed (pre-paid in 2015 for 2017)
- 2 WDSF & WDSF PD Adjudicators

4 Licenses at the date of my report

As at 31/12/2016, we had issued 43 WDSF ID-Cards.

I would be delighted to answer any questions that arise from this report.

Keryn Russ
Sports Officer
DanceSport New Zealand

